



Report Title: Geographical Report

Area: Lincoln LA

Prepared by: LTA Participation Team

Created on: 05/11/2020

Description: This report was created using Periscope® mapping software and contains demographic data relating to the geographic area selected and the LTA Registered venues and members within the catchment. It also includes information on non registered tennis venues and educational establishments taken from other sources.

Contents

- 1 Tennis Profiles**
 - 1.1 Basic overview of the Tennis Profiles; full details within the 'Growing Membership' resource.
- 2 Clubs and Parks**
 - 2.1 Details of the registered venues within the geographic area including facility size/make up.
 - 2.2 Details of the non-registered parks within the geographic area.
- 3 Membership**
 - 3.1 LTA members by tennis profile within the geographic area.
 - 3.2 LTA members by drive time within the geographic area.
- 4 Potential**
 - 4.1 Potential 'lookalikes' within the geographic area.
 - 4.2 Top 5 Postal Sectors within the geographic area by Tennis Profile.
- 5 Educational Institutes**
 - 5.1 Educational Institutes by type within geographic area.
 - 5.2 Named Educational Institutes within the geographic area.
- 6 Disability**
 - 6.1 Population with disabilities within the geographic area.
 - 6.2 Disability and special needs centres within the geographic area.
 - 6.3 Named disability and special needs centres within the geographic area

1. Profiles

1.1 Basic overview of the Tennis Profiles

We've created 6 different profiles to show what people want from their tennis experience

Tennis Titan	Frequent players & tennis club members for whom tennis is their main sport and key interest.
Tennis Troupers	Often club members, largely family-oriented, middle-aged players for whom tennis is a hobby; interested in playing with teams to partnering with their kids in the sunnier
Seasonal Spinners	Largely young women, they play sport in general for athletic reasons (often being gym-goers and joggers), and enjoy their tennis a lot, though tennis is very intertwined with friends and being social.
Wimbledon Warriors	Largely young men who are keen athletes, they like tennis and want to play more, though are often held back by factors outside of the summer.
Social Butterflies	Infrequent, younger and less experienced players for whom tennis is an occasional fun summer activity.
Senior Stalwarts	An older group of players for whom tennis is a social habit and they play with a regular group as a way of keeping social and enjoyable gentle exercise.
Non Profile	This is a term to identify certain demographics that do not match a tennis profile.

2. Clubs and Parks

2.1 Registered venues within the geographic area

Name	Type	None Floodlit	Floodlit	Indoor	Seasonal	Padel	Total Courts
Eastgate Club	Club	1	7	0	0	0	8
Rustons Tennis Club	Club	0	6	0	0	0	6

2.2 Non-registered parks within the geographic area

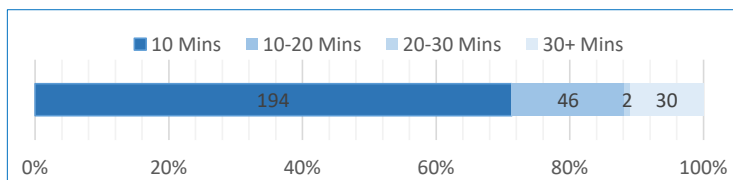
Name
Boultham Park
Ruston Sports & Social Club
West Common

3. Membership

3.1 LTA members by tennis profile within the geographic area

Tennis Segment	Total	Total %
Tennis Titans	0	0%
Tennis Troupers	25	9%
Seasonal Spinners	39	14%
Wimbledon Warriors	10	4%
Social Butterflies	3	1%
Senior Stalwarts	195	72%
Non Tennis	0	0%
Total	272	100%

3.2 LTA members by drive time within the geographic area

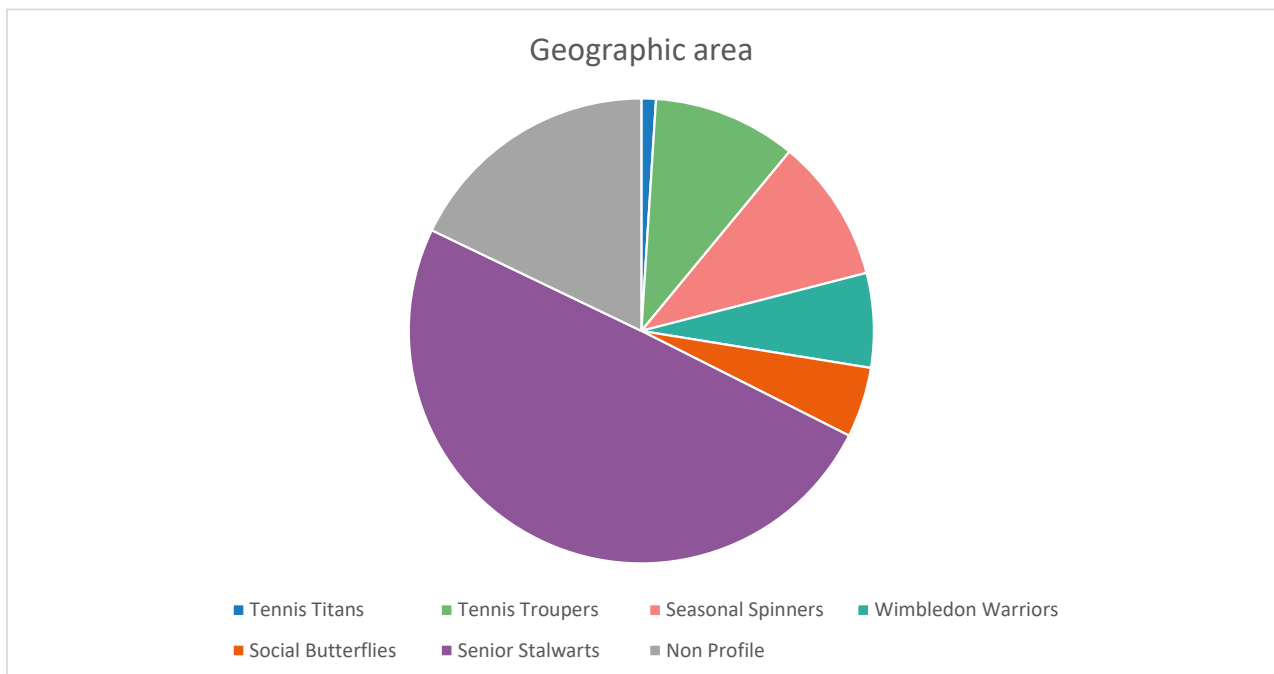


Drive-Time	# Members
10 Mins	194
10-20 Mins	46
20-30 Mins	2
30+ Mins	30

4. Potential

4.1 Potential within the geographic area

Tennis Segment	Population	%
Tennis Titans	943	1%
Tennis Troupers	9,328	10%
Seasonal Spinners	9,352	10%
Wimbledon Warriors	6,139	7%
Social Butterflies	4,571	5%
Senior Stalwarts	46,474	50%
Non Profile	16,712	18%
Total	93,520	100%



4.2 Top 5 Postal Sectors within the geographic area by Tennis Profile

Tennis Titans		
Postcode	Location	Potential
LN1 2	Saxilby	2,672
LN2 2	Lincoln	1,701
LN4 2	Bracebridge Heath	981
LN6 8	Lincoln	564
LN4 1	Washingborough	562

Tennis Troupers		
Postcode	Location	Potential
LN1 1	Lincoln	2,805
LN2 4	Lincoln	2,787
LN4 2	Bracebridge Heath	1,384
LN6 7	Lincoln	1,119
LN5 7	Lincoln	1,031

Seasonal Spinners		
Postcode	Location	Potential
LN1 1	Lincoln	2,439
LN5 8	Lincoln	2,164
LN2 5	Lincoln	1,491
LN1 3	Lincoln	1,477
LN2 4	Lincoln	942

Wimbledon Warriors		
Postcode	Location	Potential
LN6 7	Lincoln	3,161
LN1 1	Lincoln	1,928
LN2 1	Lincoln	406
LN2 5	Lincoln	347
LN5 7	Lincoln	234

Social Butterflies		
Postcode	Location	Potential
LN5 7	Lincoln	1,985
LN5 8	Lincoln	1,376
LN2 5	Lincoln	1,198
LN4 1	Washingborough	11
LN2 2	Lincoln	0

Senior Stalwarts		
Postcode	Location	Potential
LN5 9	Lincoln	10,803
LN4 1	Washingborough	9,451
LN6 8	Lincoln	9,009
LN6 0	Lincoln	8,602
LN1 2	Saxilby	8,265

5. Educational Institutes

5.1 Educational Institutes by type within the geographic area

Type	Total
Nursery	2
Primary	23
Secondary	7
Colleges	1
Higher Education	2
SEN	5
Other	3
Total	43

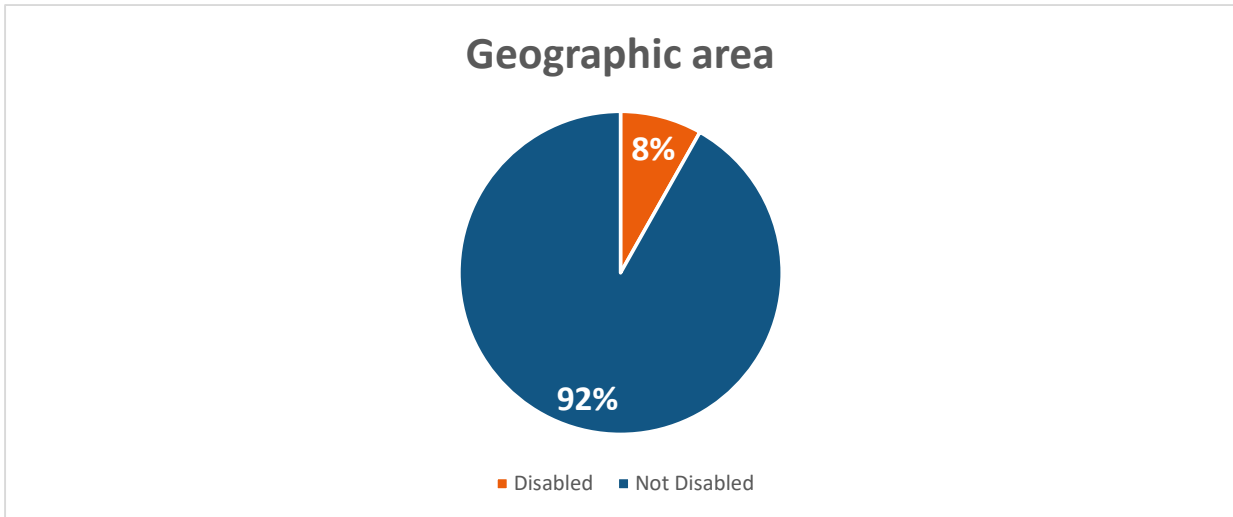
5.2 Named Educational Institutes within the geographic area

Name	Type
The Lincoln St Giles Nursery School	Nursery
The Kingsdown Nursery School, Lincoln	Nursery
The Lincoln Manor Leas Junior School	Primary
Mount Street Academy	Primary
Lincoln Birchwood Junior School	Primary
Westgate Academy	Primary
The Lincoln St Peter-in-Eastgate Church of England (Controlled) Infan	Primary
The St Faith's Church of England Infant School, Lincoln	Primary
Sir Francis Hill Community Primary School	Primary
Lincoln Carlton Academy	Primary
Woodlands Infant and Nursery School	Primary
Leslie Manser Primary School	Primary
Lincoln Monks Abbey Primary School	Primary
St Giles Academy	Primary
The Saint Hugh's Catholic Primary Voluntary Academy, Lincoln	Primary
The St Faith and St Martin Church of England Junior School, Lincoln	Primary
Ermine Primary Academy	Primary
Bracebridge Infant and Nursery School	Primary
The Lincoln Bishop King Church of England Primary School	Primary
The Meadows Primary School	Primary
Our Lady of Lincoln Catholic Primary School	Primary
Hartsholme Academy	Primary
The Lancaster School	Primary
The Lincoln Manor Leas Infants School	Primary
The Lincoln St Peter at Gowts Church of England Primary School	Primary
The Priory City of Lincoln Academy	Secondary
The Priory Academy LSST	Secondary
Lincoln Christ's Hospital School	Secondary
Lincoln UTC	Secondary
The Priory Witham Academy	Secondary
Lincoln Castle Academy	Secondary
St Peter and St Paul, Catholic Voluntary Academy	Secondary
Lincoln College	Colleges
Bishop Grosseteste University	Higher Education
University of Lincoln	Higher Education
The Pilgrim School	SEN
Fortuna School	SEN
The Lincoln St Christopher's School	SEN
The St Francis Special School, Lincoln	SEN
Lincoln The Sincil School	SEN
Springwell Lincoln City Academy	Other
Acorn Free School	Other
Lincoln Minster School	Other

6. Disability

6.1 Population with disabilities within the geographic area

Total Disabilities	Total Population	%
1,207	14,767	8%



6.2 Disability and special needs centres by type within the geographic area

Type	Total
Age UK	1
Limb Centres	1
Local Minds	0
MENCAP	0
Spinal Units	0

6.3 Named disability and special needs centres within the geographic area

Name	Type
Age UK Lincoln & South Lincolnshire LN1 1UQ	Age UK
Lincoln DSC (Nottingham Satellite Centre), Lincoln Lower Limb Satellite Centre, c/o Occupational Therapy Department, Lincoln County Hospital, Greetwell Road, LN2	Limb Centres